

Utility feed header

Model DMA, from forged bar stock

Model DME, from seamless pipe

WIKA data sheet FL 10.13

Applications

Utility distribution networks (e.g. nitrogen, instrument air, cooling water)

Special features

- Galvanised carbon steel
- Optionally with hot-formed caps, no RX test required
- Optionally with condensate drain and fastening clamps




Fig. top: Model DMA

Fig. bottom: Model DME

Description

Model DMA

As standard, the model DMA is manufactured from galvanised carbon steel. The inlet connection is made from forged bar stock.

For the connections, various thread sizes and thread types are available.

For the special version with hot-formed caps there is no RX test required.

Model DME

As standard, the model DME is manufactured from galvanised carbon steel. Its body is made from seamless pipe (Ø 1 1/2" schedule 80).

The inlet connection consists of a combinable 1 1/2" female thread. The tappings and the condensate drain have a 1/4" male thread. For the thread type, several options are available.

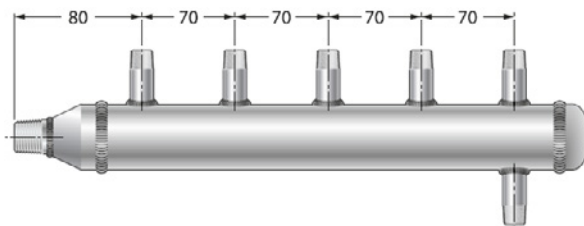
The model DME is supplied completely with end cap and coupling, 1 1/2" schedule 3000.

The different versions can be combined with each other, so that the number of tappings can be increased as required. If, for example the model DME5 (5 tappings) is combined with the model DME7 (7 tappings), the number of tappings can be increased to 12.

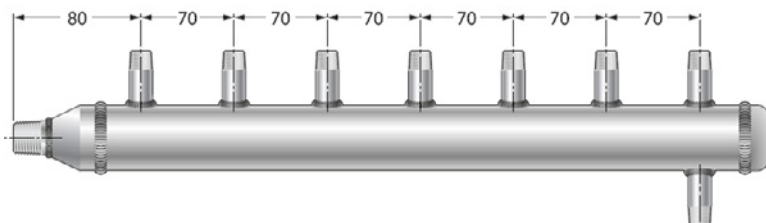
For the special version with hot-formed caps there is no RX test required.

Specifications, model DMA

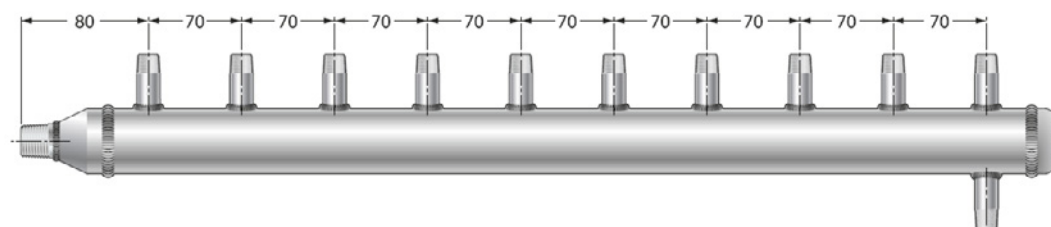
DMA5
5 tappings



DMA7
7 tappings



DMA10
10 tappings



- Max. operating pressure 18 bar
- Test pressure: 30 bar

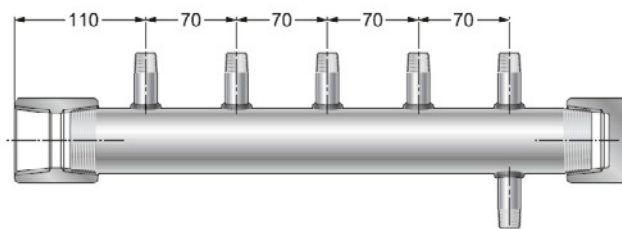
Model DMA		Code	Standard
Number of tappings	5	DMA5	●
	7	DMA7	
	10	DMA10	
Material	A 106 B	06	●
	SS 304 / 304L	04	
	SS 316 / 316L	16	
Thread size of inlet	1"	0	●
	¾"	1	
	½"	2	
Thread size of tappings	¼"	4	
	½"	2	●
Thread type	NPT	NP	●
	Gas cylinder	GCI	
	Gas connection	GCO	
Thread size of condensate drain	¼"	4	
	½"	2	●

Order code (example)

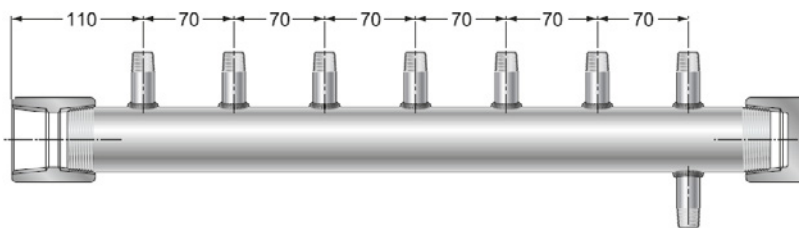
DMA5	06	0	2	NP	2
Number of tappings	Material	Thread size of inlet	Thread size of tappings	Thread type	Thread size of condensate drain

Specifications, model DME

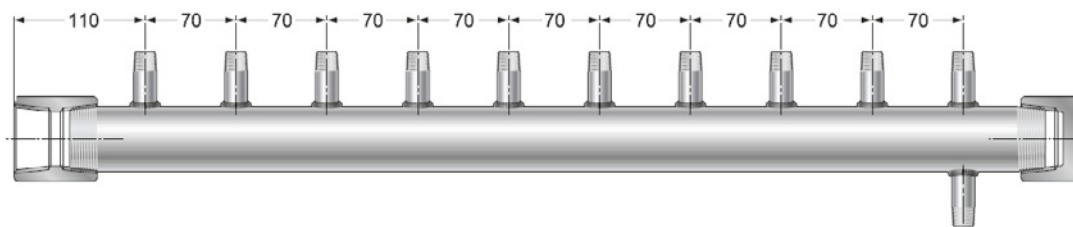
DME5
5 tappings



DME7
7 tappings



DME10
10 tappings



- Max. operating pressure 18 bar
- Test pressure: 30 bar

Model DMA		Code	Standard
Number of tappings	5	DME5	●
	7	DME7	
	10	DME10	
Material	A 106 B	06	●
	SS 304 / 304L	04	
	SS 316 / 316L	16	
Thread size of inlet	1 1/2" combinable	-	●
Thread size of tappings	1/4"	-	●
Thread type	NPT	NP	●
	Gas cylinder	GCI	
	Gas connection	GCO	
Thread size of condensate drain	1/4"	4	
	1/2"	2	●

Order code (example)

DME5	06	NP	2
Number of tappings	Material	Thread type	Thread size of condensate drain

© 03/2018 WIKA Alexander Wiegand SE & Co. KG, all rights reserved.
The specifications given in this document represent the state of engineering at the time of publishing.
We reserve the right to make modifications to the specifications and materials.



WIKAL Alexander Wiegand SE & Co. KG
Alexander-Wiegand-Straße 30
63911 Klingenberg/Germany
Tel. +49 9372 132-0
Fax +49 9372 132-406
info@wika.de
www.wika.de